


HYDROSLIDE SERIES 180 DEGREE AND 90 DEGREE SHOWER DOOR SYSTEMS

HYDROSLIDE 180° and 90° SLIDING SHOWER DOOR SYSTEMS

AVAILABLE IN FOUR STOCK FINISHES



- Excellent Design for Compact Areas
- Clean, Sleek Lines
- Accommodates a Wide Range of Shower Designs
- Quick and Easy Installation



Hydroslide Sliding Shower Door Kits were designed for full standing showers or above bathtubs. The Hydroslide System can accommodate a wide range of shower designs with fixed glass panels on either end, or both sides at 90 or 180 degrees. The Hydroslide System also accommodates the option of floor-to-near-ceiling glass panels with a sliding door. Hydroslide Sliding Shower Door Kits feature the latest European 'all-glass' look. Kits are available in either 60" (1.52 m) or 84" (2.13 m) widths. Installers can cut the width to size, and height is optional as long as the sliding door glass weighs less than 88 pounds (40 kg).

The 180 Degree Wall-to-Wall Installation only requires the 180 Degree Standard Kit for the installation. The 90 Degree Wall-to-Glass Installation requires the 180 Degree Standard Kit, plus the 90 Degree Wall-to-Glass Accessory Kit. Individual or replacement parts can also be ordered from the next page. Hydroslide Kits come in four finishes: Chrome Fittings with a Brite Anodized Sliding Track, Polished Brass with a Brite Gold Anodized Sliding Track, Brushed Nickel with Brushed Nickel Anodized Sliding Track, and Oil Rubbed Bronze with Oil Rubbed Bronze Anodized Sliding Track. Each Kit comes with complete fabrication and installation instructions.

NOTE: Bottom Fixed Glass Attachments, Handles or Knobs must be ordered separately.



180 Degree Wall-to-Wall Installation
Uses our 180 Degree Standard Kit



90 Degree Wall-to-Glass Installation
Uses our 180 Degree Standard Kit
plus a 90 degree Wall-to-Glass Accessory Kit

180 DEGREE STANDARD KITS CONSIST OF:

- One - Sliding Glass Door Upper Track
- Two - Hangers for Sliding Glass Door
- Two - Sliding Glass Door Rollers
- Two - Sliding Glass Door Roller Stops
- One - Sliding Glass Door Floor Guide
- Two - 90 Degree Wall-to-Upper Track Connectors
- Two - 180 Degree Glass-to-Sliding Track Connectors
- One - 36" (.91 m) Half-Round SDT980 Threshold
- One - 98" (2.49 m) DK98L L-Seal for Wall

*90 DEGREE WALL-TO-GLASS ACCESSORY KITS CONSIST OF:

- One - 90 Degree Glass-to-Sliding Track Connector
- One - 90 Degree Wall-to-Glass Bracket

*90 Degree Units require that you order one
180 Degree Standard Kit plus one 90 Degree
Accessory Kit

180 DEGREE STANDARD KIT 60" (1.52 M) CAT. NO.	180 DEGREE STANDARD KIT 84" (2.13 M) CAT. NO.	90 DEGREE WALL-TO-GLASS ACCESSORY KIT CAT. NO.	FINISH
HYDK60CH	HYDK84CH	HYDA9CH	Brite Anodized/Chrome
HYDK60BR	HYDK84BR	HYDA9BR	Brite Gold Anodized/Brass
HYDK60BN	HYDK84BN	HYDA9BN	Brushed Nickel
HYDK60ORB	HYDK84ORB	HYDA9ORB	Oil Rubbed Bronze

SPECIFICATIONS:

Glass Thickness Range: 5/16" (8 mm) to 3/8" (10 mm) Tempered Safety Glass (Not Included)

Material: Plated or Lacquered Solid Brass Fittings; Anodized Aluminum Sliding Door Track

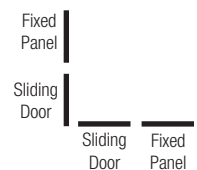
Maximum Door Size: 88 lbs (40 kg)

Fabrication: Holes Required in Fixed Panel and Door

Includes: Gaskets, Screws, and Glass Fabrication Information.

Complete installation instructions along with glass and metal cutting formula available at crlaurence.com.

NOTE: Ask our Shower Door Technical Sales Department about a special Installation using two Hydroslide Kits, along with our HYDH90 90 Degree Bracket to allow two doors to meet at a 90 Degree Corner.




HYDROSLIDE SYSTEM COMPONENTS

Hydroslide component parts can be ordered as replacement parts, or you can order the individual parts to fabricate your own custom installation

SLIDING SHOWER DOOR UPPER TRACK

The extruded aluminum Sliding Shower Door Upper Track is available in two lengths and four finishes. You can easily cut to length for your installation. Longer lengths available on special order.



BRITE ANODIZED CAT. NO.	BRITE GOLD ANODIZED CAT. NO.	BRUSHED NICKEL ANODIZED CAT. NO.	OIL RUBBED BRONZE CAT. NO.	LENGTH
HYD60BA	HYD60BGA	HYD60BN	HYD60ORB	60" (1.52 m)
HYD84BA	HYD84BGA	HYD84BN	HYD84ORB	84" (2.13 m)

SLIDING DOOR HANGER KIT

Kit consists of two Rollers, two Glass Hangers, and two Snap-In Screw Covers.



CAT. NO.	FINISH
HYD01CH	Polished Chrome
HYD01BR	Polished Brass
HYD01BN	Brushed Nickel
HYD01ORB	Oil Rubbed Bronze

180 DEGREE GLASS-TO-SLIDING TRACK CONNECTOR

For attaching the fixed glass to the Sliding Shower Door Upper Track in 180 degree installations.



CAT. NO.	FINISH
HYDG180CH	Polished Chrome
HYDG180BR	Polished Brass
HYDG180BN	Brushed Nickel
HYDG180ORB	Oil Rubbed Bronze

90 DEGREE GLASS-TO-SLIDING TRACK CONNECTOR

For attaching the fixed glass to the Sliding Shower Door Upper Track in 90 degree installations.



CAT. NO.	FINISH
HYDG90CH	Polished Chrome
HYDG90BR	Polished Brass
HYDG90BN	Brushed Nickel
HYDG90ORB	Oil Rubbed Bronze

SNAP-IN SCREW COVER KIT

Kit consists of two Snap-In Screw Covers.



CAT. NO.	FINISH
HYD04CH	Polished Chrome
HYD04BR	Polished Brass
HYD04BN	Brushed Nickel
HYD04ORB	Oil Rubbed Bronze

SLIDING DOOR FLOOR GUIDE KIT

Kit consists of one Floor Guide and two Screws.



CAT. NO.	FINISH
HYD03CH	Polished Chrome
HYD03BR	Polished Brass
HYD03BN	Brushed Nickel
HYD03ORB	Oil Rubbed Bronze

90 DEGREE WALL-TO-GLASS BRACKET

For securing a glass panel at 90 degrees to the wall. Includes two Screws and Snap-In Screw Covers.



CAT. NO.	FINISH
HYD05CH	Polished Chrome
HYD05BR	Polished Brass
HYD05BN	Brushed Nickel
HYD05ORB	Oil Rubbed Bronze

ROLLER STOP KIT

Kit consists of two Roller Stops and Screws.



CAT. NO.	COLOR
HYD02	Black

90 DEGREE WALL-TO-UPPER TRACK CONNECTOR

For attaching the Sliding Shower Door Upper Track to a wall at 90 degrees.



CAT. NO.	FINISH
HYDW90	Mill

90 DEGREE HYDROSLIDE HEADER BRACKET

To be used when two Hydroslide doors come together in a 90 degree corner. NOTE: Sliding panels not to exceed 17" (432 mm) in width.



CAT. NO. HYDH90

HYDROSLIDE BI-FOLD HINGES

The Hydroslide Bi-Fold Hinges add a different element to the already popular Hydroslide System. Instead of a standard sliding door, you can now "Bi-Fold" two sliding panels of glass into the shower enclosure, creating a larger opening than the single sliding door will allow. Made of solid brass and available in four popular finishes, the Hydroslide Bi-Fold Hinges require holes in the glass. Used in conjunction with Hydroslide Header and a Hanger (both sold separately).



CAT. NO. HYDH037
Wall Mount




CAT. NO. HYDH180
180 Degree Glass-to-Glass

SPECIFICATIONS:

Glass Thickness Range: 5/16" to 3/8" (8 to 10 mm) Tempered Safety Glass
Construction: Solid Brass
Hinge Swings: Bi-Fold into Shower Enclosure
Closing Type: Free Swinging
Holes Required in Glass
Includes: Gaskets, Screws, and Glass Fabrication Dimensions
Available Finishes: Polished Chrome, Polished Brass, Brushed Nickel, Oil Rubbed Bronze
Maximum Capacities: Do Not Exceed Either 48" (1.22 m) or 100 lbs. (45 kg) for Both Folding Doors Combined. Use Two Hinges Only on Each Sliding Panel.

WHITE BUSHING SPACER PACK

A White Bushing Spacer Pack is included in each Hydroslide Sliding Shower Door Kit, but this replacement pack is available if needed. Two each of three different sizes are used to help fill the holes drilled in glass and prevent slippage. Six per pack.



CAT. NO. HYDS